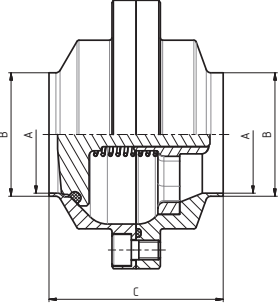
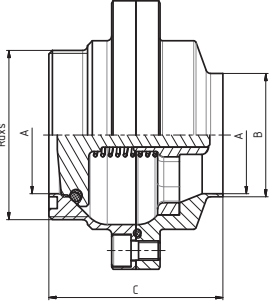
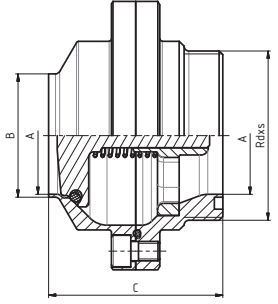
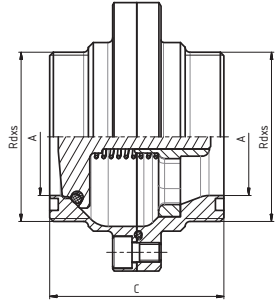
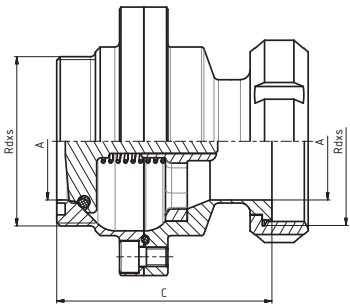


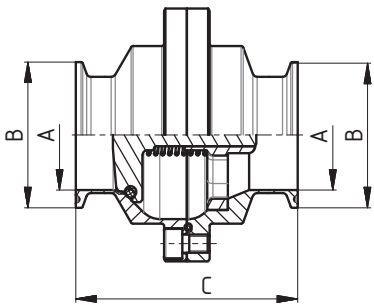
Check valve S - S Tellerrückschlagventil S - S	5060D	Dimensions • Abmessungen										
	SMS	DN	A	B	C	D	E	F	G	H	Rd x s	kg
		25	22,5	25	64							
		38	35,5	38	72							
		51	48,5	51	72							
		63,5	60,5	63,5	76							
		76	72,9	76,1	96							

Check valve G - S Tellerrückschlagventil G - S	5061D	Dimensions • Abmessungen										
	SMS	DN	A	B	C	D	E	F	G	H	Rd x s	kg
		25	22,5	25	64						40x1/6"	
		38	35,5	38	72						60x1/6"	
		51	48,5	51	72						70x1/6"	
		63,5	60,5	63,5	76						85x1/6"	
		76	72,9	76,1	96						98x1/6"	

Check valve S - G Tellerrückschlagventil S - G	5062D	Dimensions • Abmessungen										
	SMS	DN	A	B	C	D	E	F	G	H	Rd x s	kg
		25	22,5	25	64						40x1/6"	
		38	35,5	38	72						60x1/6"	
		51	48,5	51	72						70x1/6"	
		63,5	60,5	63,5	76						85x1/6"	
		76	72,9	76,1	96						98x1/6"	

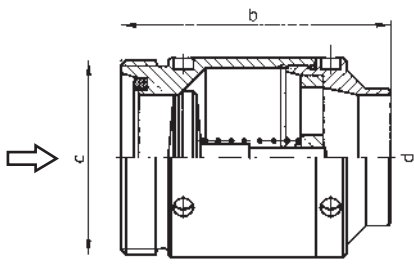
Check valve G - G Tellerrückschlagventil G - G	5063D	Dimensions • Abmessungen										
	SMS	DN	A	B	C	D	E	F	G	H	Rd x s	kg
		25			64						40x1/6"	
		38			72						60x1/6"	
		51			72						70x1/6"	
		63,5			76						85x1/6"	
		76			96						98x1/6"	

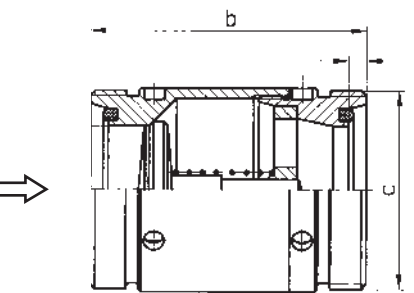
Check valve G - K/M Tellerrückschlagventil G - K/M	5064D	Dimensions • Abmessungen										
	SMS	DN	A	B	C	D	E	F	G	H	Rd x s	kg
		25	22,5		83						40x1/6"	
		38	35,5		95						60x1/6"	
		51	48,5		95						70x1/6"	
		63,5	60,5		103						85x1/6"	
		76	72,9		123						98x1/6"	

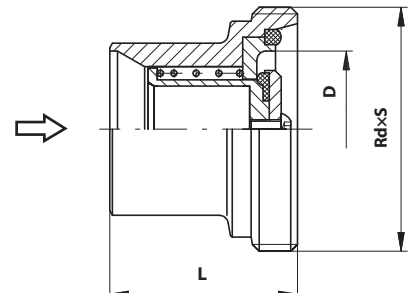
Check valve C - C Tellerrückschlagventil C - C	5069D	Dimensions • Abmessungen										
	SMS	DN	A	B	C	D	E	F	G	H	Rd x s	kg
		25	22,5	50,5	89,7							
		38	35,5	50,5	97,4							
		51	48,5	64	97,4							
		63,5	60,5	77,5	101,4							
		76	72,9	91	121,4							

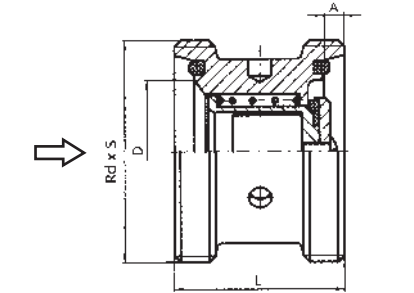
		Dimensions • Abmessungen										
		DN	A	B	C	D	E	F	G	H	Rd x s	kg

		Dimensions • Abmessungen										
		DN	A	B	C	D	E	F	G	H	Rd x s	kg

Check valve G - S Tellerrückschlagventil G - S	5081A	Dimensions • Abmessungen									
		DN	A	C	D	E	F	R	L	Rd x s	kg
				DIN 405							
		10		60	28 x 1/8"	10					0,18
		15		60	34 x 1/8"	16					0,24
		20		70	44 x 1/6"	20					0,3

Check valve G - G Tellerrückschlagventil G - G	5083A	Dimensions • Abmessungen									
		DN	B	C	D	E	F	R	L	Rd x s	kg
				DIN 405							
		10	60	28 x 1/8"	10						0,19
		15	60	34 x 1/8"	16						0,25
		20	70	44 x 1/6"	20						0,31

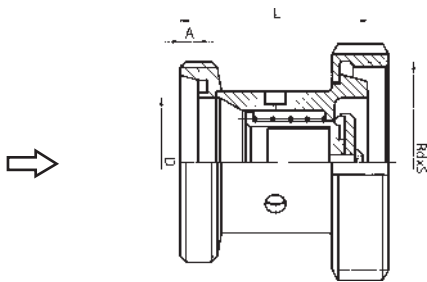
Check valve S - G Tellerrückschlagventil S - G	5082B	Dimensions • Abmessungen										
		DN	A	B	C	D	E	F	R	L	Rd x s	kg
		025				26				42		0,210
		032				32				50		0,300
		040				38				50		0,390
		050				50				60		0,680
		065				66				70		1,400
		080				81				80		2,000

Check valve G - G Tellerrückschlagventil G - G	5083B	Dimensions • Abmessungen										
		DN	A	B	C	D	E	F	R	L	Rd x s	kg
										DIN 405		
		25	7			26				42	52 x 1/6"	0,30
		32	7			32				50	58 x 1/6"	0,41
		40	7			38				50	65 x 1/6"	0,60
		50	7			50				60	78 x 1/6"	1,05
		65	8			66				70	95 x 1/6"	

Check valve G - K/M
Tellerrückschlagventil G - K/M

5084B

Dimensions • Abmessungen

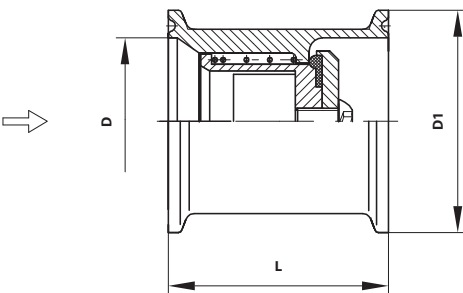


DN	A	B	C	D	E	F	R	L	Rd x s	kg
									DIN 405	
25	7			26				55	52 x 1/6"	0,30
32	7			32				63	58 x 1/6"	0,41
40	7			38				63	65 x 1/6"	0,60
50	7			50				73	78 x 1/6"	1,05
65	8			66				85	95 x 1/6"	

Check valve C - C
Tellerrückschlagventil C - C

5089B

Dimensions • Abmessungen

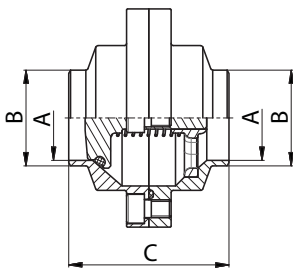


DN	A	B	C	D	E	F	R	L	Rd x s	kg
25				26	50,5			42		
32				32	50,5			50		
40				38	50,5			50		
50				50	64			60		
65				66	91			70		

Check valve S - S
Tellerrückschlagventil S - S

5080D

Dimensions • Abmessungen

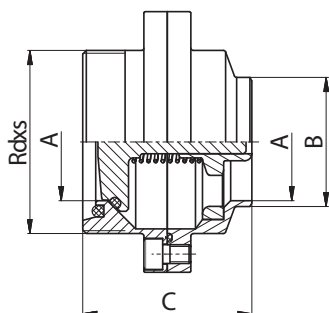


DN	A	B	C	D	E	F	R	L	Rd x s	kg
25	26	31	64	87						0,95
32	32	37	66	93						1,35
40	38	43	72	98						1,55
50	50	55	72	111						1,65
65	66	72	76	128						2,2
80	81	87	96	144						3,7
100	100	106	104	130						4,78

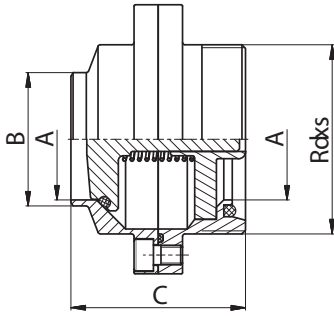
Check valve G - S
Tellerrückschlagventil G - S

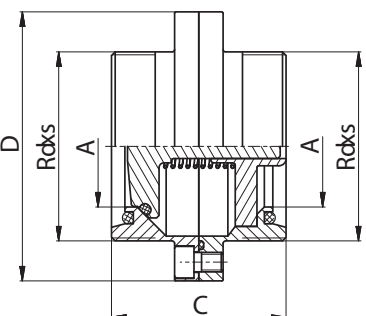
5081D

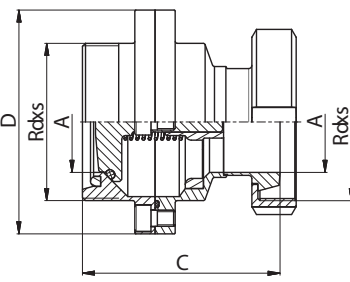
Dimensions • Abmessungen

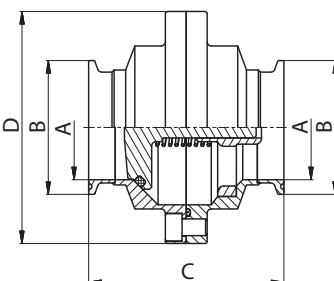


DN	A	B	C	D	E	F	R	L	Rd x s	kg
									DIN 405	
25	26	31	64	87					52x1/6"	1
32	32	37	66	93					58x1/6"	1,15
40	38	43	72	98					65x1/6"	1,36
50	50	55	72	111					78x1/6"	1,75
65	66	72	76	128					95x1/6"	2,38
80	81	87	96	144					110x1/4"	3,85
100	100	106	104	130					130x1/4"	4,88

Check valve S - G Tellerrückschlagventil S - G	5082D	Dimensions • Abmessungen									
		DN	A	C	D	E	F	R	L	Rd x s	kg
		DIN 405									
		25	26	31	64	87				52x1/6"	1
		32	32	37	66	93				58x1/6"	1,15
		40	38	43	72	98				65x1/6"	1,36
		50	50	55	72	111				78x1/6"	1,75
		65	66	72	76	128				95x1/6"	2,38
		80	81	87	96	144				110x1/4"	3,85
		100	100	106	104	130				130x1/4"	4,88

Check valve G - G Tellerrückschlagventil G - G	5083D	Dimensions • Abmessungen									
		DN	A	C	D	E	F	R	L	Rd x s	kg
		DIN 405									
		25	26	64	87					52x1/6"	1,08
		32	32	66	93					58x1/6"	1,25
		40	38	72	98					65x1/6"	1,44
		50	50	72	111					78x1/6"	1,88
		65	66	76	128					95x1/6"	2,52
		80	81	96	144					110x1/4"	3,98
		100	100	104	130					130x1/4"	4,98

Check valve G - K/M Tellerrückschlagventil G - K/M	5084D	Dimensions • Abmessungen										
		DN	A	B	C	D	E	F	R	L	Rd x s	kg
		DIN 405										
		25	26		84	87					52x1/6"	1,28
		32	32		89	93					58x1/6"	1,73
		40	38		96	98					65x1/6"	2,06
		50	50		98	111					78x1/6"	0,14
		65	66		109	128					95x1/6"	3,5
		80	81		135	143					110x1/4"	4,84
		100	100		146	164					130x1/4"	

Check valve C - C Tellerrückschlagventil C - C	5089D	Dimensions • Abmessungen										
		DN	A	B	C	D	E	F	R	L	Rd x s	kg
		DIN 405										
		25	26	50,5	85,4	87						1,08
		32	32	50,5	87,5	93						1,16
		40	38	50,5	93,5	98						1,33
		50	50	64	93,5	111						1,76
		65	66	91	97,5	128						2,51
		80	81	106	148	144						4,01
		100	100	119	156	130						5,02